

History

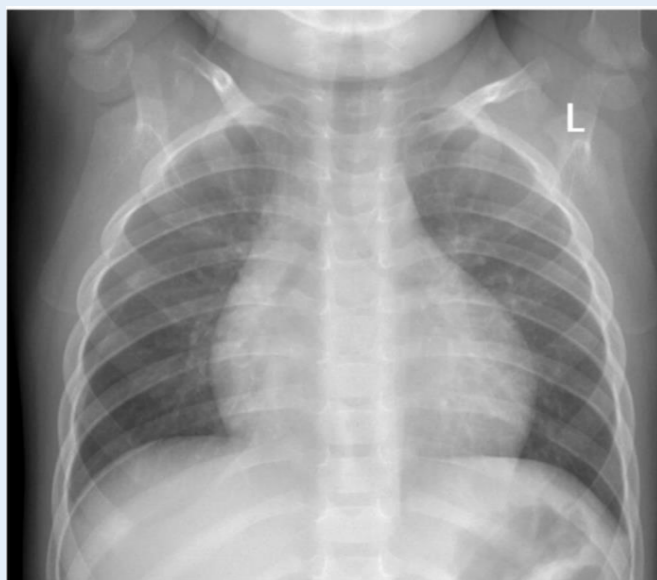
- 19/12 ♀, ↑ T for 16 days
- no accompanying symptoms
- treated in regional hospital with cefuroxime, meropenem
- increased GOT, GPT (reactive/drug-induced hepatitis?)

Treatment

- ethambutol (25 mg/kg)
- levofloxacin (20 mg/kg)
- amikacin (20 mg/kg)
- cycloserine not available

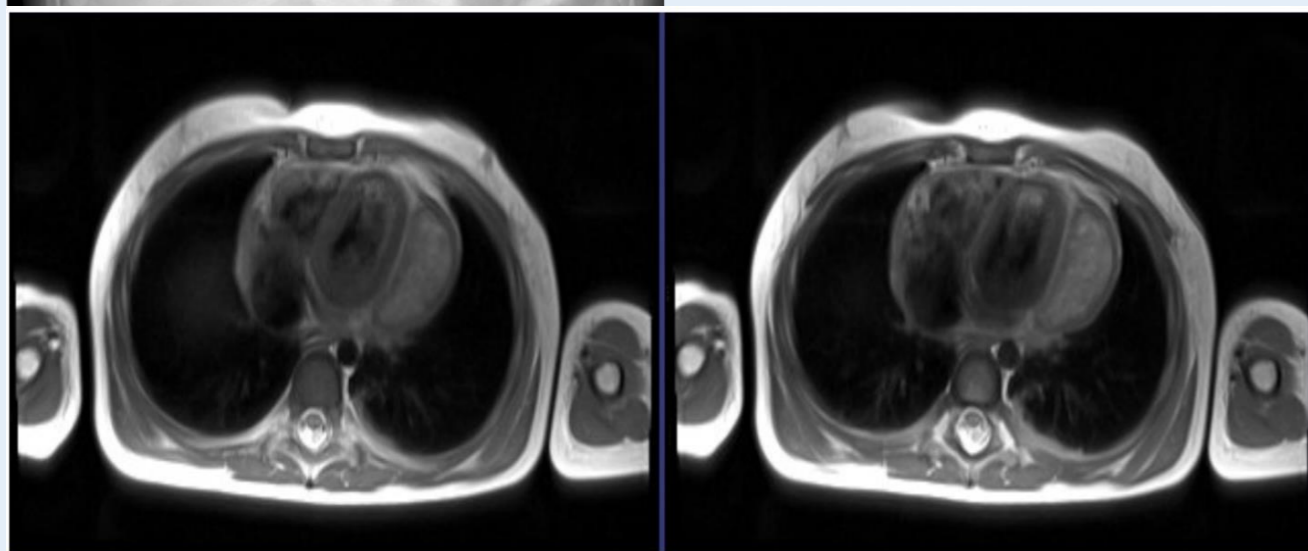
ATS/CDC/IDSA Clinical Practice Guidelines for Drug-Susceptible TB, CID 2016; 63: 181

Investigation

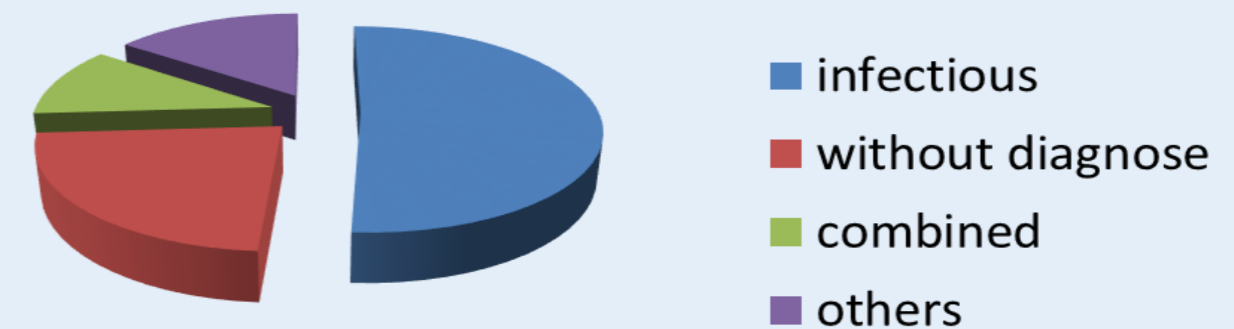


- cardiac surgery: caseous structure
- direct microscopic preparation and culture

Mycobacterium tuberculosis



Take home message



Etiological factor	Developed countries	Developing countries	Together
Bacterial infection			
Brucellosis	7	97	104
UTI	20	41	61
Tbc	22	39	61
Typhoid	7	47	54

Chow A, Robinson JL. Fever of unknown origin in children: a systematic review. World J Pediatr. 2011; 7: 5-10

Final diagnosis

tuberculous pericarditis